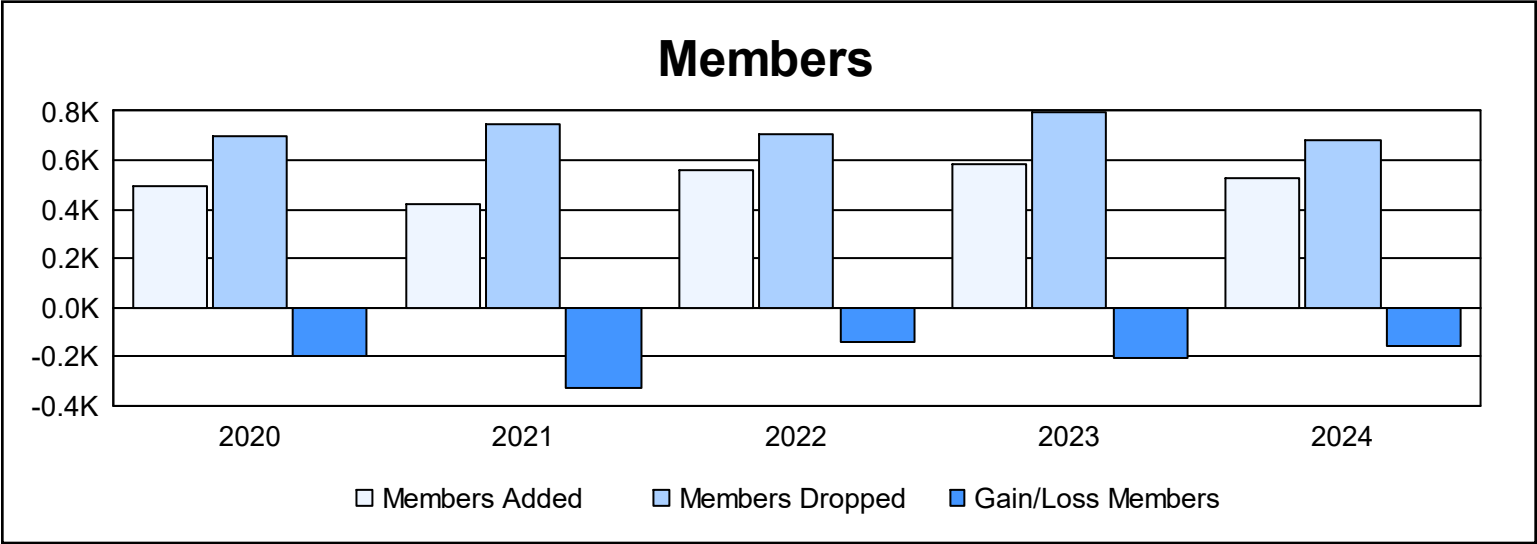
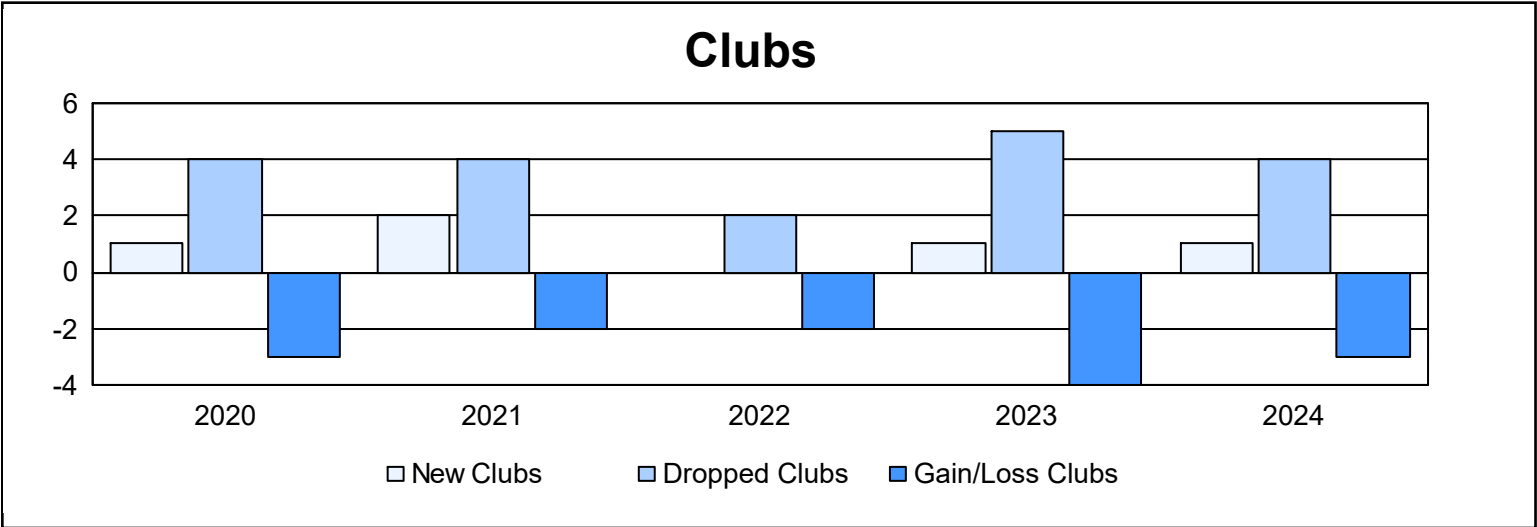
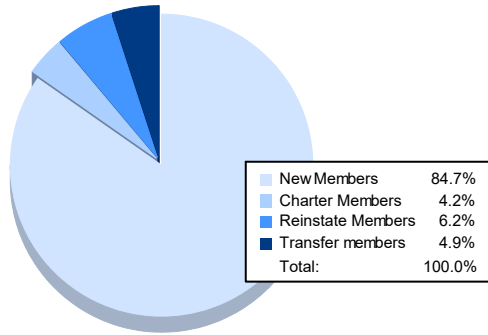


| Year | New Clubs | Dropped Clubs | Gain/ Loss Clubs | New Members | Charter Members | Reinstate Members | Transfer Members | Total Member Added | Total Members Dropped | Gain/ Loss Members |
|-----------|-----------|---------------|------------------|-------------|-----------------|-------------------|------------------|--------------------|-----------------------|--------------------|
| 2019-2020 | 1 | 4 | -3 | 417 | 31 | 17 | 33 | 498 | 698 | -200 |
| 2020-2021 | 2 | 4 | -2 | 278 | 57 | 58 | 27 | 420 | 750 | -330 |
| 2021-2022 | 0 | 2 | -2 | 474 | 4 | 56 | 26 | 560 | 704 | -144 |
| 2022-2023 | 1 | 5 | -4 | 480 | 36 | 23 | 47 | 586 | 794 | -208 |
| 2023-2024 | 1 | 4 | -3 | 449 | 22 | 33 | 26 | 530 | 684 | -154 |
| Average | 1 | 4 | -3 | 420 | 30 | 37 | 32 | 519 | 726 | -207 |



Membership Composition June 2024 Cumulative



Gender Composition June 2024 Cumulative

